THE DUBLIN



FRONT ELEVATION

1/4" = 1'-0"



RIGHT ELEVATION

1/4" = 1'-0"

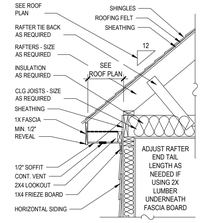

A-7 CORNICE DETAIL

NTS

1. DRB DESIGN assumes no liability for any home constructed from this plan.
2. All construction shall conform to the latest requirements of "North Carolina State 2018 residential building code", in addition to all local codes and regulations.
3. Should these plans require structural calculations for permitting the contractor shall be required to obtain the services of a structural engineer after notifying DRB DESIGN that such services are required.
4. Release of these plans requires further cooperation among the owner, his/her contractor, and DRB DESIGN.
5. Design and construction are complex and, although the designer performed his services with due care and diligence, perfection is not a guarantee.
6. Communication is imperfect and every contingency cannot be anticipated.
7. Any ambiguity or discrepancy discovered by the use of these plans shall be reported immediately to DRB DESIGN. Failure to notify the DRB DESIGN compounds misunderstandings and increases construction costs.
8. A failure to cooperate by a simple notice to DRB DESIGN shall relieve the designer from any and all responsibilities for all consequences.
9. Changes made to these plans without the consent of the designer are unauthorized and shall relieve DRB DESIGN of responsibility for any and all consequences arriving out of such changes.
10. Written dimensions on these plans always have precedence over scaled dimensions.
11. It is the contractors responsibility to verify and be responsible for all dimensions and square footage prior to construction, as well as conditions on the job site. DRB DESIGN is not responsible for dimension and square footage errors once construction has begun.
12. DRB DESIGN must be notified of any variations from the dimensions and conditions shown on these drawings.



REAR ELEVATION

1/4" = 1'-0"



LEFT ELEVATION

1/4" = 1'-0"

PROJECT #
DRB2501-0429_A
DATE
01/21/2026
DRAWN/DESIGNED BY
MMB
SIGNATURE
CHECKED BY
DRB
SCALE
1/4"=1'-0"

WEBSITE
www.drbhomedesign.com

SITE ADDRESS
THE DUBLIN

DRB DESIGN
drbdesign@drbhomedesign.com 919.631.5979
250 Shipwash Dr Suite 105 Garner, NC 27529

SHEET NAME
ELEVATIONS

SHEET #
1 of 4

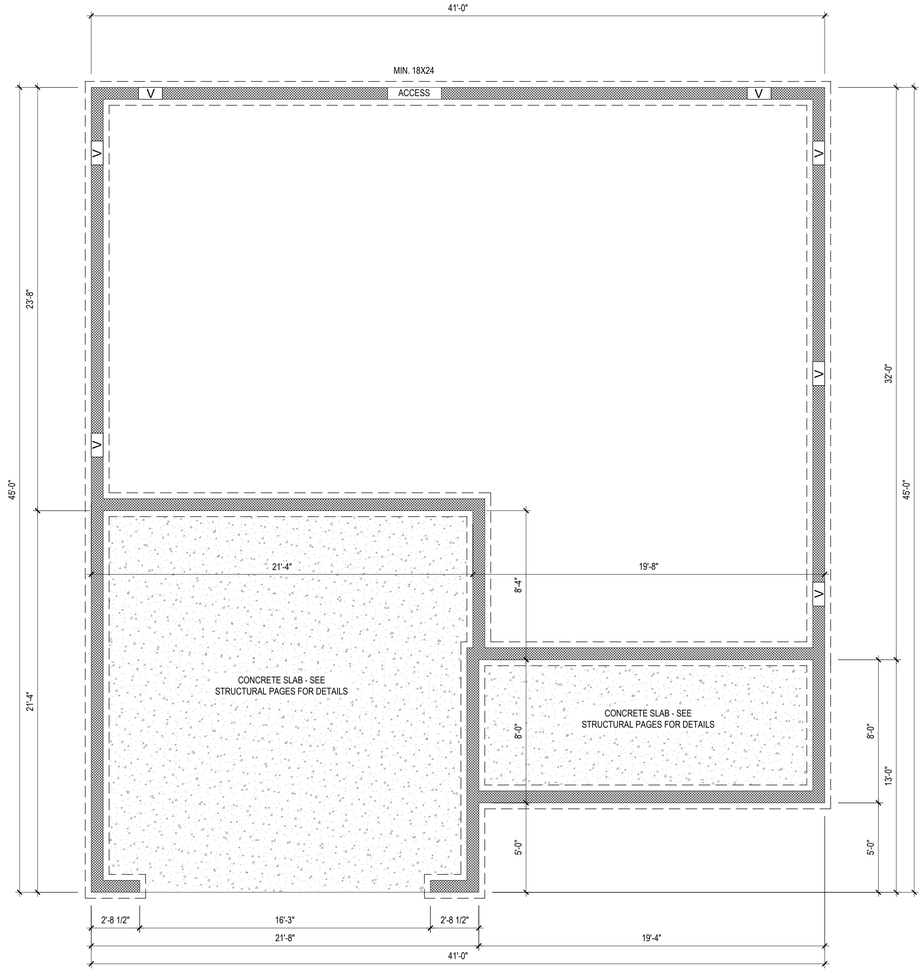

NOTE: SEE STRUCTURAL PLANS FOR ENGINEERING INFORMATION AND CRAWLSPACE VENTILATION CALCULATIONS

NOTE: VENT CRAWLSPACE PER LOCAL CODES AND REQUIREMENTS

FOUNDATION PLAN

1/4" = 1'-0"

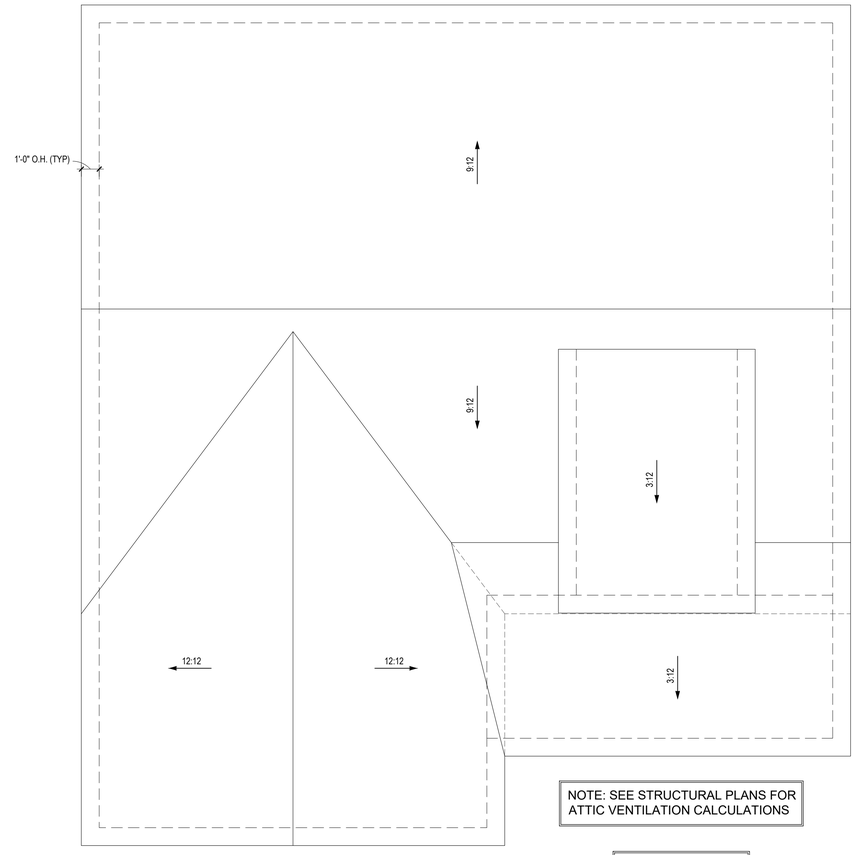

NOTE: SEE STRUCTURAL PLANS FOR ATTIC VENTILATION CALCULATIONS

NOTE: ANY ROOF PITCH 4:12 OR LESS SHALL BE PROPERLY WATERPROOFED PER BLDG. CODE

NOTE: OVERHANG DIMENSIONS ARE FROM FRAMING

ROOF PLAN

1/4" = 1'-0"

1. DRB DESIGN assumes no liability for any home constructed from this plan.
2. All construction shall conform to the latest requirements of "North Carolina State 2018 residential building code", in addition to all local codes and regulations.
3. Should these plans require structural calculations for permitting the contractor shall be required to obtain the services of a structural engineer after notifying DRB DESIGN that such services are required.
4. Release of these plans requires further cooperation among the owner, his/her contractor, and DRB DESIGN.
5. Design and construction are complex and, although the designer performed his services with due care and diligence, perfection is not a guarantee.
6. Communication is imperfect and every contingency cannot be anticipated.
7. Any ambiguity or discrepancy discovered by the use of these plans shall be reported immediately to DRB DESIGN. Failure to notify the DRB DESIGN compounds misunderstandings and increases construction costs.
8. A failure to cooperate by a simple notice to DRB DESIGN shall relieve the designer from any and all responsibilities for all consequences.
9. Changes made to these plans without the consent of the designer are unauthorized and shall relieve DRB DESIGN of responsibility for any and all consequences arriving out of such changes.
10. Written dimensions on these plans always have precedence over scaled dimensions.
11. It is the contractors responsibility to verify and be responsible for all dimensions and square footage prior to construction, as well as conditions on the job site. DRB DESIGN is not responsible for dimension and square footage errors once construction has begun.
12. DRB DESIGN must be notified of any variations from the dimensions and conditions shown on these drawings.

PROJECT #
DRB2501-0429_A
DATE
01/21/2026
DRAWN/DESIGNED BY
MMB
SIGNATURE
CHECKED BY
DRB
SCALE
1/4"=1'-0"

WEBSITE
www.drbhomedesign.com

SITE ADDRESS
THE DUBLIN

DRB DESIGN
drbdesign@drbhomedesign.com 919.631.5979
250 Shipwash Dr Suite 105 Garner, NC 27529

SHEET NAME
FOUND/ROOF
SHEET #
2 of 4

NOTE: GLAZING IN THE FOLLOWING LOCATIONS SHALL BE TEMPERED

1. FIXED AND OPERABLE PANELS OF SWINGING, SLIDING, AND BI-FOLD DOORS
2. INDIVIDUAL FIXED OR OPERABLE PANELS IN THE SAME PLANE AS AN ADJACENT DOOR WHERE THE BOTTOM EDGE IS LESS THAN 60" ABOVE THE FLOOR AND IS WITHIN 24" OF EITHER SIDE OF THE DOOR IN A CLOSED POSITION.
3. FIXED OR OPERABLE PANEL THAT HAS AN EXPOSED AREA OF AN INDIVIDUAL PANE THAT IS LARGER THAN 9 SQ FT.
4. FIXED OR OPERABLE PANEL WHERE THE BOTTOM EDGE OF THE GLAZING IS LESS THAN 18" ABOVE THE FLOOR.
5. FIXED OR OPERABLE PANEL WHERE THE TOP EDGE OF THE GLAZING IS MORE THAN 36" ABOVE THE FLOOR
6. FIXED OR OPERABLE PANEL WHERE ONE OR MORE WALKING SURFACES ARE WITHIN 36", MEASURED HORIZONTALLY AND IN A STRAIGHT LINE, OF THE GLAZING.
7. GLAZING IN WALLS CONTAINING HOT TUBS, SPAS, WHIRLPOOLS, SAUNAS, STEAM ROOMS, BATHTUBS, SHOWERS, AND INDOOR OR OUTDOOR SWIMMING POOLS WHERE THE BOTTOM EXPOSED EDGE IS LESS THAN 60", MEASURED VERTICALLY, ABOVE ANY STANDING OR WALKING SURFACE.
8. GLAZING WHERE THE BOTTOM EXPOSED EDGE OF THE GLAZING IS LESS THAN 36" ABOVE THE PLANE OF THE ADJACENT WALKING SURFACE OF STAIRWAYS, LANDINGS BETWEEN FLIGHTS OF STAIRS, AND RAMPS
9. GLAZING ADJACENT TO THE LANDING AT THE BOTTOM OF A STAIRWAY WHERE THE GLAZING IS LESS THAN 36" ABOVE THE LANDING AND WITHIN A 60" HORIZONTAL ARC LESS THAN 180° FROM THE BOTTOM TREAD NOSING.

NOTE: EMERGENCY AND ESCAPE RESCUE OPENINGS SHALL HAVE A MINIMUM NET CLEAR OPENABLE AREA OF 4 SQUARE FEET. THE MINIMUM NET CLEAR OPENING HEIGHT SHALL BE 22 INCHES. THE MINIMUM NET CLEAR OPENING WIDTH SHALL BE 20 INCHES. EMEGENCY ESCAPE AND RESCUE OPENINGS MUST HAVE A MINIMUM TOTAL GLAZING AREA OF NOT LESS THAN 5 SQUARE FEET IN THE CASE OF A GROUND FLOOR LEVEL WINDOW AND NOT LESS THAN 5.7 SQUARE FEET IN THE CASE OF AN UPPER STORY WINDOW. MAXIMUM SILL HEIGHT - 44" A.F.F.

NOTE: CONTRACTOR TO LOCATE WATER HEATER, A/C UNIT(S), AND ATTIC ACCESS ON SITE

NOTE: VERIFY WINDOW SILL HEIGHT CLEARANCE ABOVE TUBS AND COUNTERTOPS TO ALLOW FOR TRIM AND/OR BACKSPLASH

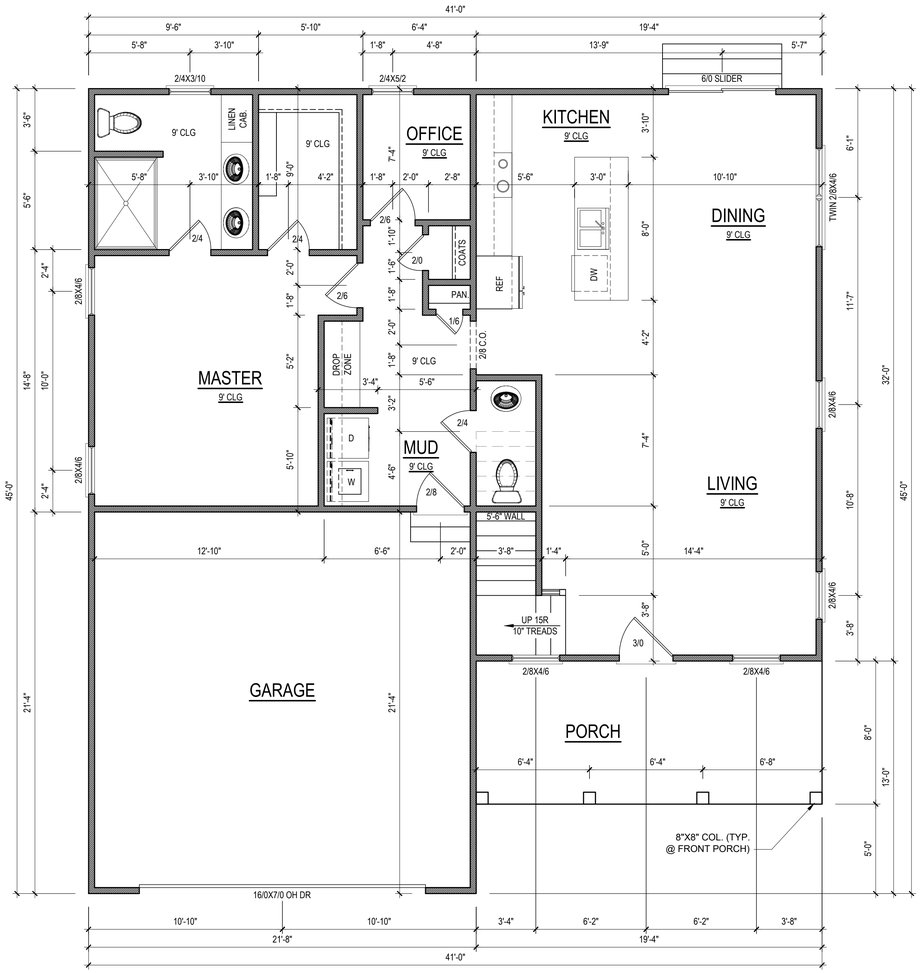

HEATED/HABITABLE SQUARE FOOTAGE	
First Floor	1134
Second Floor	472
TOTAL HEATED	1606
UNHTD SQUARE FOOTAGE	
Garage	459
Front Porch	155
Rec. Room	250
TOTAL UNHEATED	864
TOTAL SQ FT	2470

NOTE:
SEE ELEVATIONS FOR WINDOW HDR HGTS

NOTE:
ALL DOORS ARE 6'-8" TALL UNO

NOTE:
ALL EXTERIOR WALLS ARE NOMINAL 4" UNO

NOTE:
ALL INTERIOR WALLS ARE NOMINAL 4" UNO

NOTE:
ALL ANGLED WALLS ARE 45° UNO

NOTE:
ALL DIMENSIONS ARE FRAME TO FRAME

FIRST FLOOR PLAN

1/4" = 1'-0"

1. DRB DESIGN assumes no liability for any home constructed from this plan.
2. All construction shall conform to the latest requirements of "North Carolina State 2018 residential building code", in addition to all local codes and regulations.
3. Should these plans require structural calculations for permitting the contractor shall be required to obtain the services of a structural engineer after notifying DRB DESIGN that such services are required.
4. Release of these plans requires further cooperation among the owner, his/her contractor, and DRB DESIGN.
5. Design and construction are complex and, although the designer performed his services with due care and diligence, perfection is not a guarantee.
6. Communication is imperfect and every contingency cannot be anticipated.
7. Any ambiguity or discrepancy discovered by the use of these plans shall be reported immediately to DRB DESIGN. Failure to notify the DRB DESIGN compounds misunderstandings and increases construction costs.
8. A failure to cooperate by a simple notice to DRB DESIGN shall relieve the designer from any and all responsibilities for all consequences.
9. Changes made to these plans without the consent of the designer are unauthorized and shall relieve DRB DESIGN of responsibility for any and all consequences arriving out of such changes.
10. Written dimensions on these plans always have precedence over scaled dimensions.
11. It is the contractors responsibility to verify and be responsible for all dimensions and square footage prior to construction, as well as conditions on the job site. DRB DESIGN is not responsible for dimension and square footage errors once construction has begun.
12. DRB DESIGN must be notified of any variations from the dimensions and conditions shown on these drawings.

PROJECT #
DRB2501-0429_A
DATE
01/21/2026
DRAWN/DESIGNED BY
MMB
SIGNATURE
CHECKED BY
DRB
SCALE
1/4"=1'-0"

WEBSITE
www.drbhomedesign.com

SITE ADDRESS
THE DUBLIN

DRB DESIGN
drbdesign@drbhomedesign.com 919.631.5979
250 Shipwash Dr Suite 105 Garner, NC 27529

SHEET NAME
1ST FLOOR
SHEET #
3 of 4

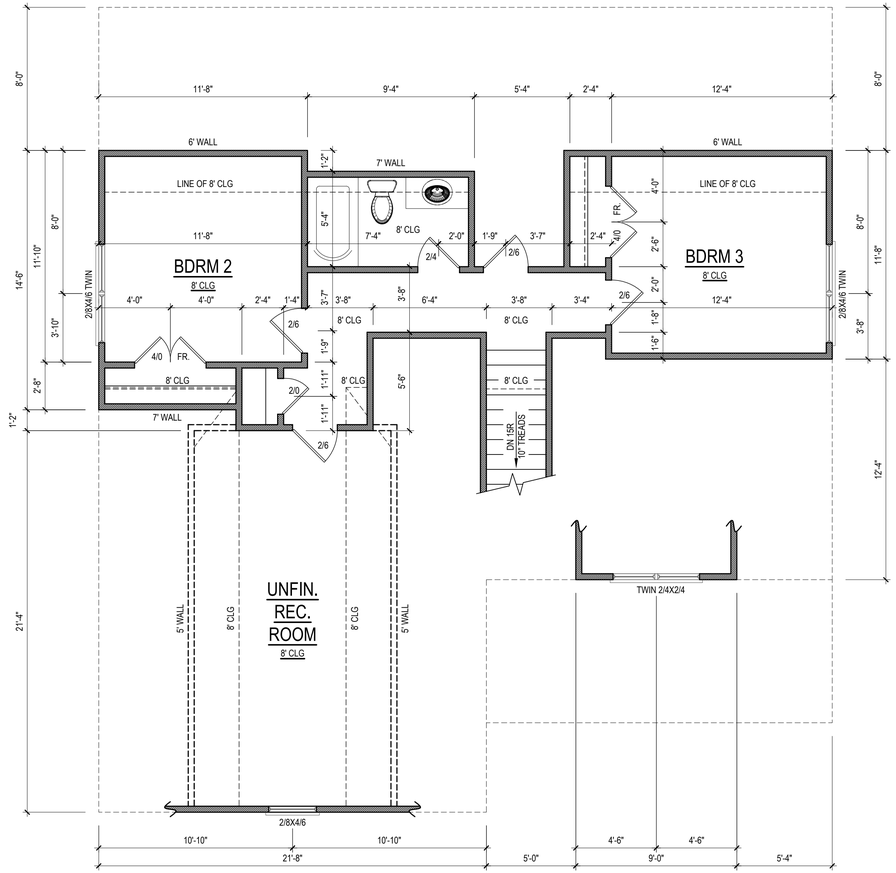

NOTE:
ALL DOORS ARE 6'-8" TALL UNO

NOTE:
ALL EXTERIOR WALLS ARE NOMINAL 4" UNO

NOTE:
ALL INTERIOR WALLS ARE NOMINAL 4" UNO

NOTE:
ALL ANGLED WALLS ARE 45° UNO

NOTE:
ALL DIMENSIONS ARE FRAME TO FRAME

NOTE:
SEE ELEVATIONS FOR WINDOW HDR HGTS

SECOND FLOOR PLAN

1/4" = 1'-0"

1. DRB DESIGN assumes no liability for any home constructed from this plan.
2. All construction shall conform to the latest requirements of "North Carolina State 2018 residential building code", in addition to all local codes and regulations.
3. Should these plans require structural calculations for permitting the contractor shall be required to obtain the services of a structural engineer after notifying DRB DESIGN that such services are required.
4. Release of these plans requires further cooperation among the owner, his/her contractor, and DRB DESIGN.
5. Design and construction are complex and, although the designer performed his services with due care and diligence, perfection is not a guarantee.
6. Communication is imperfect and every contingency cannot be anticipated.
7. Any ambiguity or discrepancy discovered by the use of these plans shall be reported immediately to DRB DESIGN. Failure to notify the DRB DESIGN compounds misunderstandings and increases construction costs.
8. A failure to cooperate by a simple notice to DRB DESIGN shall relieve the designer from any and all responsibilities for all consequences.
9. Changes made to these plans without the consent of the designer are unauthorized and shall relieve DRB DESIGN of responsibility for any and all consequences arriving out of such changes.
10. Written dimensions on these plans always have precedence over scaled dimensions.
11. It is the contractors responsibility to verify and be responsible for all dimensions and square footage prior to construction, as well as conditions on the job site. DRB DESIGN is not responsible for dimension and square footage errors once construction has begun.
12. DRB DESIGN must be notified of any variations from the dimensions and conditions shown on these drawings.

PROJECT #
DRB2501-0429_A
DATE
01/21/2026
DRAWN/DESIGNED BY
MMB
SIGNATURE
CHECKED BY
DRB
SCALE
1/4"=1'-0"

WEBSITE
www.drbhomedesign.com

SITE ADDRESS
THE DUBLIN

DRB DESIGN
drbdesign@drbhomedesign.com 919.631.5979
250 Shipwash Dr Suite 105 Garner, NC 27529

SHEET NAME
2ND FLOOR
SHEET #
4 of 4